

## PARTIAL DATA REGARDING TO THE COLEOPTERA DIVERSITY FROM THE BIRD'S - FOOT TREFOIL (*LOTUS CORNICULATUS* L.) CULTURE AT S. D. TIMISOARA

### DATE PARȚIALE PRIVIND DIVERSITATEA COLEOPTERELOR DIN CULTURA DE GHIZDEI (*LOTUS CORNICULATUS* L.) LA S. D. TIMIȘOARA

Oana Adelina SÎRBU, Ana – Maria VÎRTEIU, Ioana GROZEA

*Banat University of Agricultural Sciences and Veterinary Medicine Timisoara*

*Corresponding author: anamaria.badea@gmail.com*

**Abstract:** This paper shows data that point out the composition in species belonging to Coleoptera order, quantitative ratios between them and also settle the major pests belonging to this order, presents in the *Lotus corniculatus* culture. In 2008 – 2009 period, researches carries out in an untrated culture in experimental field from S.D. Timișoara, showed the presence of many dangerous genus. The most important genus of those, were: *Apion* (36,25 – 44,77%); *Sitona* (13,62 – 15,41%); *Tychius* (8,75 – 14,84%); *Meligethes* (2,68 – 8,75%).

**Rezumat:** Lucrarea prezintă date care pun în evidență compoziția în specii a insectelor din ordinul Coleoptera, raporturile cantitative existente între acestea și de asemenea stabilește dăunătorii majori, care aparțin acestui ordin, prezenți în cultura de ghizdei. În perioada 2008 - 2009, cercetările realizate într-o cultură netratată, în câmpul experimental de la S.D. Timișoara, au evidențiat prezența mai multor genuri dăunătoare. Dintre acestea cele mai importante au fost: *Apion* (36,25 – 44,77%); *Sitona* (13,62 – 15,41%); *Tychius* (8,75 – 14,84%); *Meligethes* (2,68 – 8,75%).

**Keywords:** *Lotus corniculatus*, Coleoptera order, diversity, insects

**Cuvinte cheie:** *Lotus corniculatus*, coleoptere, diversitate, insecte

#### INTRODUCTION

The *Lotus corniculatus* has a great capability of autoinsemination, even in the conditions of a depasturage of a long time. Concurrently, the rusticity assures great qualities to the *Lotus corniculatus*, comparative with the other leguminouses such as, the lack of meteorisations production during the consumption under green table shape (Zamfirescu, 1965).

Because it is a resistant forage plant in terms of climate, but very rich in nutritive substances, birdsfoot trefoil was grown on large areas around 1980 in our country, and the first Romanian sort of birdsfoot trefoil was found in that period, too (Dragomir, 2003).

The entomofauna knowledge of this crop plants represents one of the most important stage in realizing a integrated protection to obtain a production of superior quality and great quantity.

Due to the fact that little observations have been made concerning pests for this crop in our country (Perju, 1974); (Perju and Pălăgeșiu, 1977); (Perju, 1993), this paperwork intends to highlight the coleoptera species present within this crop, the quantitative reports between them, and also the evolution of the main insects harming the birdsfoot trefoil crop.

Through realizing those objectives is followed the ensurance of an efficient protection of the *Lotus corniculatus* crop in obtaining a seed production of superior quality and a great quantity.

### MATERIAL AND METHODS

In realizing the investigations the experimental field was placed at the Didactical Station Timisoara, in the period 2008 - 2009.

The experimental field for studying the coleoptera entomofauna, damaged for the *Lotus corniculatus*, was placed after the standard method of location of the experiences, in three repetitions every lot having a length of 25 m and a latitude of 4 m, the distance between the rows being of 0,25 m (figure 1). We took samples weekly with the help of the standard entomological net, during the period comprised between the third decade of April and the first decade of August; a sample represents the insects collected in 25 double mowings (Badea, 2005); (Badea, 2006 a, b). In figure 2 and 3 are presented images from the experimental fields in the two years of experience.




Figure 1. The scheme of the coleoptera entomofauna researches experimental field at S.D.Timișoara



Figure 2. Experimental field at S. D. Timișoara 2008



Figure 3. Experimental field at S. D. Timișoara 2009

The collected entomological material was prepared and determined with the help of a binocular magnifier and with books of specialty, in the Laboratory of Entomology within the Faculty of Agriculture (Chinery M., 2005); (Dierl W., 1988); (Tarbinskii S.P., Plavilsciov N.N., 1984).

### RESULTS AND DISSCUSION

From the bird's - foot trefoil crop within S.D. Timișoara, during the two experimental years, we have collected the following coleoptera species, belonging to the families (table 1).

Table 1.

The coleoptera species collected from bird's - foot trefoil culture at S.D.Timişoara in 2008 – 2009 period

Ordinul	Familia	Specia
Coleoptera	<i>Elateridae</i>	<i>Agriotes lineatus</i> L.
	<i>Cantharididae</i>	<i>Cantharis fusca</i> L.
		<i>Cantharis rustica</i> Fall.
	<i>Nitidulidae</i>	<i>Meligethes aeneus</i> F.
	<i>Coccinellidae</i>	<i>Coccinella</i> 5 – <i>punctata</i> L.
		<i>Coccinella</i> 7 – <i>punctata</i> L.
		<i>Coccinella</i> 14 – <i>pustulata</i> L.
		<i>Propylaea</i> 14 – <i>punctata</i> L.
		<i>Adalia</i> 10 – <i>punctata</i> L.
		<i>Psyllobora</i> 22 – <i>punctata</i> L.
		<i>Tytthaspis</i> 17 – <i>punctata</i>
		<i>Adalia</i> 2 – <i>punctata</i> L.
		<i>Subcoccinella</i> 24 – <i>punctata</i> L.
		Larve coccinellide
	<i>Crioceridae</i>	<i>Oulema melanopa</i> L.
	<i>Halticidae</i>	<i>Phyllotreta atra</i> F.
		<i>Phyllotreta nemorum</i> L.
	<i>Bruchidae</i>	<i>Bruchus pisorum</i> L.
		<i>Bruchus loti</i> Payk.
	<i>Apionidae</i>	<i>Apion loti</i> Hal.
		<i>Apion aestivum</i> Germ.
		<i>Apion apricans</i> Hbst.
		<i>Apion columbinum</i> Germ.
		<i>Apion tenue</i> Kirby
		<i>Apion ervi</i> Kirby
		<i>Nanophyes</i> sp. Schönh.
	<i>Hyperidae</i>	<i>Hypera variabilis</i> Hbst.
		<i>Hypera meles</i> F.
	<i>Tychiidae</i>	<i>Tychius flavus</i> Beck.
	<i>Otiorrhynchidae</i>	<i>Otiorrhynchus ligustici</i> L.
	<i>Curculionidae</i>	<i>Sitona lineatus</i> L.
		<i>Sitona crinitus</i> Hbst.
		<i>Sitona flavescens</i> Marsh.
		<i>Sitona humeralis</i> Steph.
		<i>Lixus</i> sp.F.
	<i>Byrrhidae</i>	<i>Byrrhus pilula</i> L.

Through a percentage expression, we may notice the ditribution per families of the insect species which comprise the coleoptera entomofauna present in the bird's - foot trefoil crop, in 2008 (figure 1).

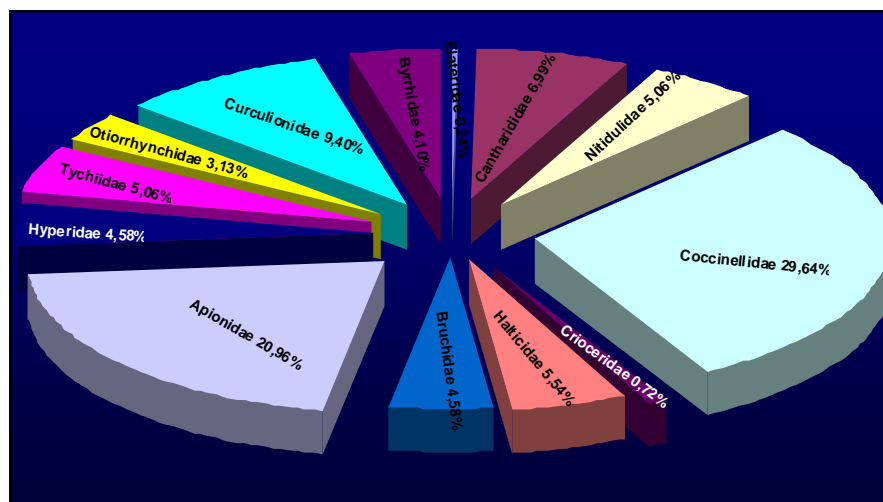


Figure 1. The structure per families of the Coleoptera insects in 2008, at S.D. Timișoara

The insects belonging to the order *Coleoptera*, met in the experimental field, are part of the families: *Elateridae*, *Cantharididae*, *Nitidulidae*, *Coccinellidae*, *Crioceridae*, *Halticidae*, *Bruchidae*, *Apionidae*, *Hyperidae*, *Tychiidae*, *Otiorrhynchidae*, *Curculionidae*, *Byrrhidae*.

In the figure, we may notice that the family *Coccinellidae* has the most representatives (29,64%), being followed by the family *Apionidae* (20,96%), *Curculionidae* (9,40%), the least representatives belonging to the family *Crioceridae* (0,72%) and *Elateridae* (0,24%).

In 2009, the *Coleoptera* entomofauna was structured as follows (figure 2).

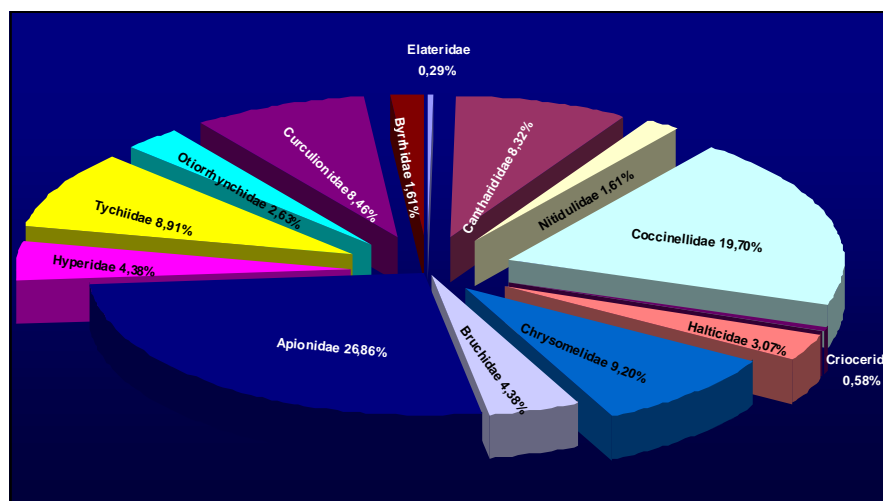


Figure 2. The structure per families of the Coleoptera insects in 2009, at the S.D. Timișoara

Order *Coleoptera* has a very big number of insects collected from the experimental field in 2009. So, the family *Apionidae* is on the first place, with the biggest number of representatives (26,86%), being followed by the family *Coccinellidae* (19,70%) on the second place, the family *Chrysomelidae* (9,20%) – third place, *Tychiidae* – fourth place, *Curculionidae* – fifth place, *Chantharididae* – sixth place. The last places, with the least representatives, are the families: *Byrrhidae*, *Nitidulidae* (1,61%), *Elateridae* (0,29%).

Due to the fact that the most important insects, harmful for the bird's - foot trefoil crop, belong to the order *Coleoptera*, we present the percentage report between these genera collected during the experimental year 2008.

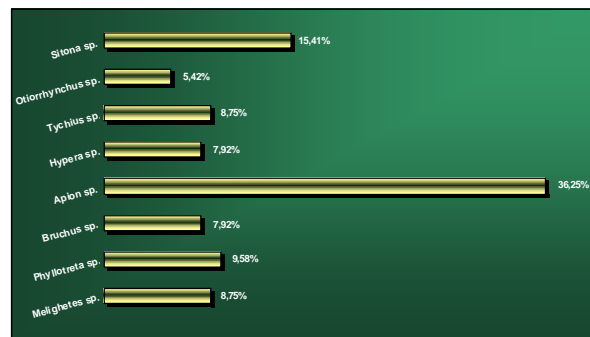


Figure 3. The genera structure of the major harming insects in the bird's - foot trefoil crop in 2008, at the S.D. Timișoara

In figure 3, we may notice that the first place, in 2008, with the most samples, is occupied by the genus *Apion* (36,25%), the second – *Sitona* (15,41%), followed by *Phyllotreta*, on the third place, *Tychius* and *Meligethes* – the fourth place and the last place is occupied by *Otiorrhynchus* (5,42%).

Due to the fact that the order *Coleoptera* has the most representatives that harm the bird's - foot trefoil crop collected from S.D.. Timișoara in 2009, we present the genera of the major harming insects for this crop in figure 4.

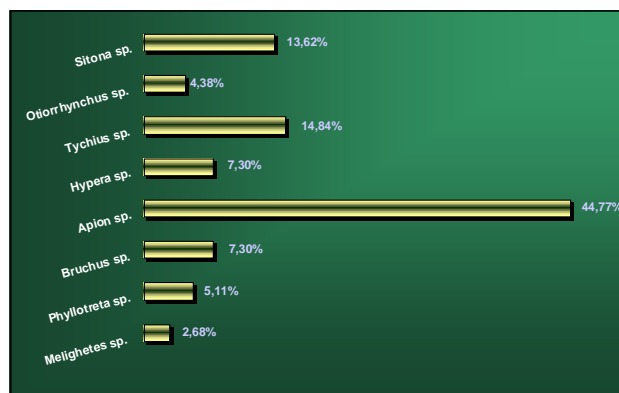


Figure 4. The genera structure of the major harming insects in the bird's - foot trefoil crop in 2009, at the S.D. Timișoara

We have noticed that the genus *Apion*, in 2009, had the most representatives among the major harming insects in this crop, namely 44,77%. The second place is occupied by *Tychius* (14,84%), followed by *Sitona*, on the third place, *Hypera* and *Bruchus* – fourth place. Among the genera with the least representatives, we mention, in decreasing order, the last two places: *Otiorrhynchus* (4.78%) and *Meligethes* (2,68%).

### CONCLUSIONS

1. The biodiversity of the *Coleoptera* species was very large, comprising insects belonging to 14 families: *Elateridae*, *Cantharididae*, *Chrysomelidae*, *Nitidulidae*, *Coccinellidae*, *Crioceridae*, *Halticidae*, *Bruchidae*, *Apionidae*, *Otiorrhynchidae*, *Hyperidae*, *Tychidae*, *Curculionidae*, *Byrrhidae*.

2. The number of *Coleoptera* collected in 2009 was bigger compared to those collected in 2008.

3. The family with the most representatives in 2008 was *Coccinellidae*, while in 2009 the ruling family in terms of sample number was *Apionidae*.

4. The major harming insects for the birdsfoot trefoil belonged to the genera: *Apion*, *Meligethes*, *Tychius*, *Sitona*, *Phyllotreta*, *Hypera*, *Otiorrhynchus*, *Bruchus*.

5. In 2008, the genus with the most representatives was *Apion*.

6. We have noticed that the Genus *Apion* has presented the biggest number of representatives, harmful for this crop, in 2009, too.

7. In 2008, the number of harming insects specific to birdsfoot trefoil crop has increase compared to 2009.

### BIBLIOGRAPHY

1. BADEA ANA-MARIA, IOAN PĂLĂGEȘIU, 2005 a - *Contribution to the study of birds-foot trefoil entomofauna structure*, Zilele academice timișene, Lucr. Șt. Fac. Agric., Vol. XXXVII, U.S.A.M.V.B. Timișoara, Ed. Agroprint Timișoara, pag. 604 – 609
2. BADEA ANA-MARIA, I. PĂLĂGEȘIU, 2006 a - *Cercetări privind compoziția în specii a entomofaunei utile din cultura de ghizdei*, Sesiunea științifică anuală a cadrelor didactice și a studenților, cu participare internațională, Coexistența a două sisteme – convențională și ecologică, U.S.A.M.V. București,
3. BADEA ANA-MARIA, IOAN PĂLĂGEȘIU, RAMONA CHIRIȚĂ, 2006 b – *Biodiversity of coleoptera species from the Lotus corniculatus culture*, Agriculture between tradition and intensification, Proceedings of XXXIX<sup>th</sup> Scientific Conference, Faculty of Agriculture, Iași.
4. CHINERY M., 2005 – *Insectes de France et d' Europe occidentale*, Flammarion, pour la traduction l'édition française, France
5. DIERL W., 1988 – *Insekten Mitteleuropäische Arten, Merkmale, Vorkommen, Biologie*, BLV Verlagsgesellschaft München, Wien, Zürich
6. DRAGOMIR N., PET I., DRAGOMIR CARMEN, PROCA S., 2003 – *Tehnologii de cultivare a leguminoaselor furajere perene*, Colecția revistei Ferma, Timișoara
7. PERJU T., 1974 – *Entomofauna culturilor de ghizdei și importanța economică a acestuia*, Analele Inst. De Cercet. pt. Prot. Pl., vol. X, pag. 229 – 243
8. PERJU T. ȘI PĂLĂGEȘIU I., 1977 a – *Dăunătorii culturilor de ghizdei (Lotus corniculatus)*, Cercet. de Biol. în partea de Vest a României, vol. III, pag. 240 – 248
9. PERJU T., PALL OLGA, BRUDEA V., IGNĂTESCU I., MATEIAS M., ITTU MARIANA, 1993 – *Protecția integrată a culturilor de leguminoase împotriva atacului de dăunători și agenți patogeni*, Ed. Ceres, București
10. TARBINSKII S.P., PLAVILSCICOV N.N., 1948 – *Opredelitel Nase Comh Europvscoi Ceasti S.S.S.R.*, Ogiz – Selihogiz, Moscova, Leningrad
11. ZAMFIRESCU N. VELICAN V., SĂULESCU N., SAFTA I., CANTĂR F., 1965 – *Fitotehnia*, vol. II, Ed. Agro-silvică, București